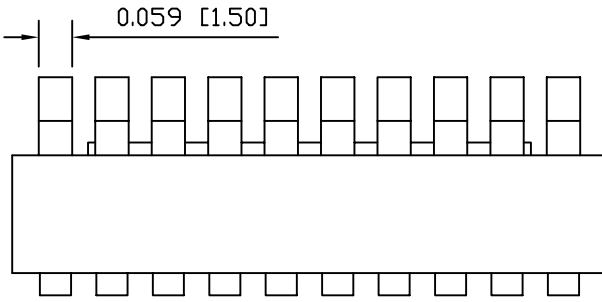
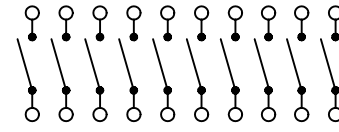


A

A



SCHEMATIC



COLORS

BODY:  
Red  
  
ACTUATOR:  
White  
  
MARKING COLOR:  
White

SPECIFICATIONS

FUNCTION:  
10x1P1T OFF-ON, Tape Sealed

RATINGS:  
Switching: 25mA 24VDC  
Steady: 100mA 50VDC

ELECTRICAL LIFE:  
2,000 Operations Per Switch

CONTACT RESISTANCE:  
Max. 50mΩ Initial

INSULATION RESISTANCE:  
100MΩ at 500VDC

WITHSTAND VOLTAGE:  
500VAC For 1 Minute

CAPACITANCE:  
5pF Max.

SHOCK RESISTANCE:  
Mil-Std. 202F, Method 213B  
Gravity: 50G, 11msec.  
Direction: 6 sides  
Times: 3 Each Direction  
High Reliability

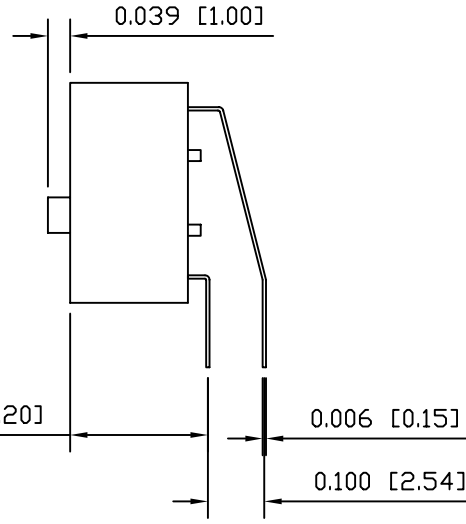
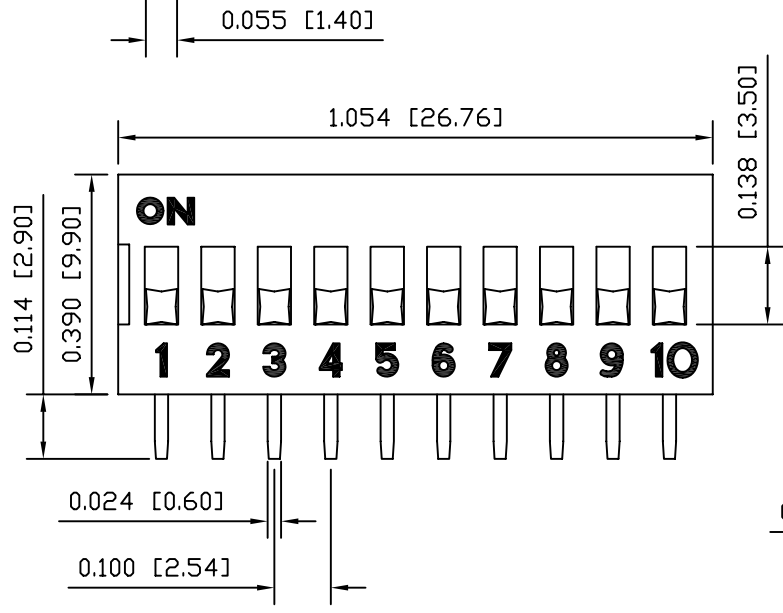
VIBRATION RESISTANCE:  
Mil-Std. 202F, Method 201A  
Frequency: 10-55-10Hz/1 Minute  
Direction: X, Y, Z  
Time: 2 Hours Each Direction  
High Reliability

OPERATING FORCE:  
1000gf

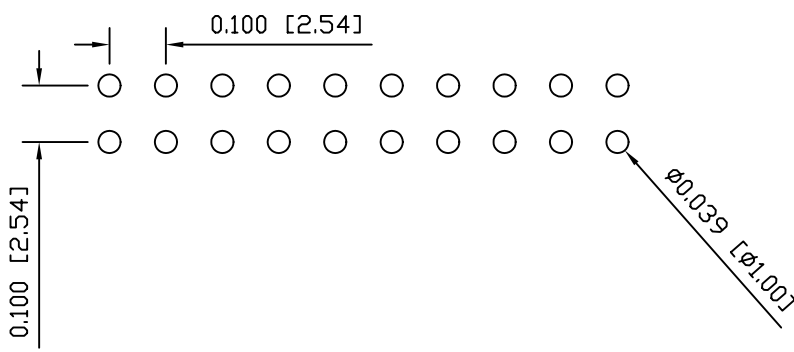
TEMPERATURE:  
Operating: -20°C to 70°C  
Storage: -40°C to 85°C

B

B



SUGGESTED PCB LAYOUT



MATERIALS

BASE:  
Polybutylene Terephthalate, UL94V-0

COVER:  
Polybutylene Terephthalate, UL94V-0

ACTUATOR:  
Polybutylene Terephthalate, UL94V-0

TERMINALS:  
Phosphor Bronze with Gold Plating  
Over Nickel.

POTTING:  
Epoxy

C

C

D

D

	P.O. Box 25110 Portland, OR 97298	LAST REVISION: APR. 05, 2004
	DRAWING NUMBER: 06-LDA-10-R-T-B.dwg	
LDA-10-R-T-B		

UNLESS OTHERWISE SPECIFIED,  
DIMENSIONS ARE IN INCHES [MILLIMETERS]  
TOLERANCES ARE:

DEC .X±0.2	ANG ± 1°
.XXX±0.008	DRAWING NOT TO SCALE