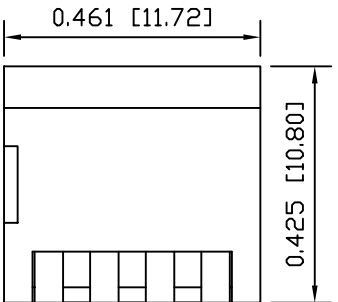
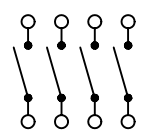


A



SCHEMATIC



COLORS

BODY:
Red

ACTUATOR:
White

MARKING COLOR:
White

SPECIFICATIONS

FUNCTION:
4x1P1T OFF-ON, Tape Sealed

RATINGS:
Switching: 25mA 24VDC
Steady: 100mA 50VDC

ELECTRICAL LIFE:
2,000 Operations Per Switch

CONTACT RESISTANCE:
Max. 50mΩ Initial

INSULATION RESISTANCE:
100MΩ at 500VDC

WITHSTAND VOLTAGE:
500VAC For 1 Minute

CAPACITANCE:
5pF Max.

SHOCK RESISTANCE:
Mil-Std. 202F, Method 213B
Gravity: 50G, 11msec.
Direction: 6 sides
Times: 3 Each Direction
High Reliability

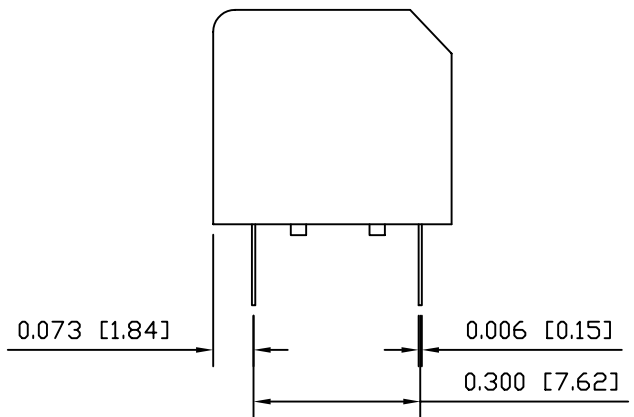
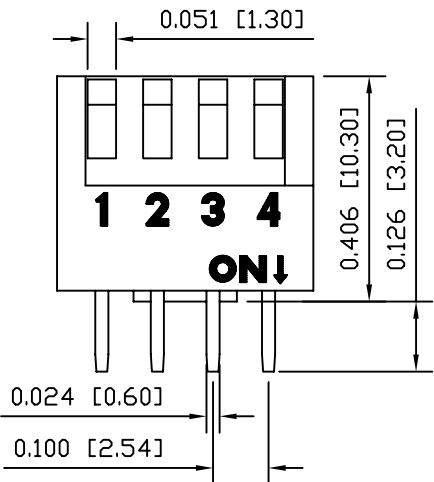
VIBRATION RESISTANCE:
Mil-Std. 202F, Method 201A
Frequency: 10-55-10Hz/1 Minute
Direction: X, Y, Z
Time: 2 Hours Each Direction
High Reliability

OPERATING FORCE:
400gf

TEMPERATURE:
Operating: -20°C to 70°C
Storage: -40°C to 85°C

A

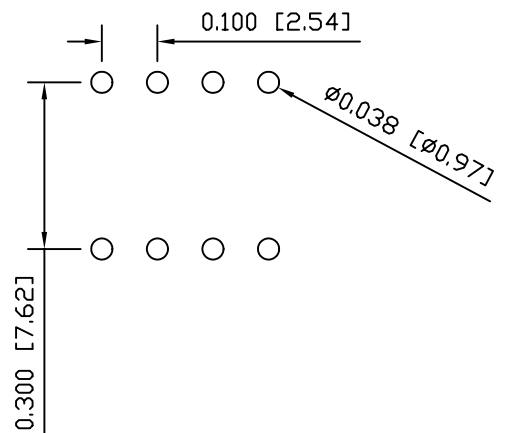
B



B

C

SUGGESTED PCB LAYOUT



MATERIALS

BASE:
Polybutylene Terephthalate, UL94V-0

COVER
Polybutylene Terephthalate, UL94V-0

ACTUATOR:
Polybutylene Terephthalate, UL94V-0

TERMINALS:
Gold over Nickel Plated Phosphor Bronze.

POTTING:
Epoxy

C

D

	P.O. Box 25110 Portland, OR 97298	LAST REVISION: APR. 13, 2004
	DRAWING NUMBER: 06-LDP-04-R-T-B.dwg	
LDP-04-R-T-B		

UNLESS OTHERWISE SPECIFIED, DIMENSIONS ARE IN INCHES [MILLIMETERS]	
TOLERANCES ARE:	
DEC .X±0.2	ANG ± 1°
.XXX±0.008	DRAWING NOT TO SCALE