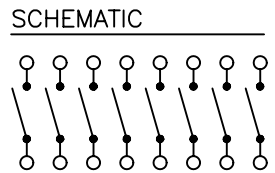
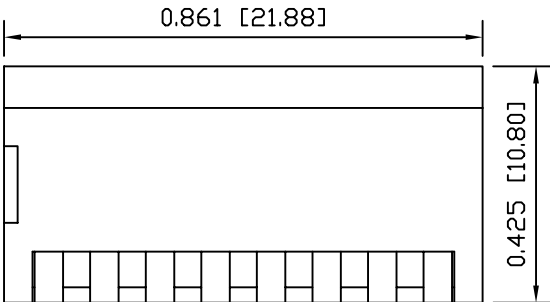


A



**COLORS**

BODY:  
Red

ACTUATOR:  
White

MARKING COLOR:  
White

**SPECIFICATIONS**

**FUNCTION:**  
8x1P1T OFF-ON

**RATINGS:**  
Switching: 25mA 24VDC  
Steady: 100mA 50VDC

**ELECTRICAL LIFE:**  
2,000 Operations Per Switch

**CONTACT RESISTANCE:**  
Max. 50mΩ Initial

**INSULATION RESISTANCE:**  
100MΩ at 500VDC

**WITHSTAND VOLTAGE:**  
500VAC For 1 Minute

**CAPACITANCE:**  
5pF Max.

**SHOCK RESISTANCE:**  
Mil-Std. 202F, Method 213B  
Gravity: 50G, 11msec.  
Direction: 6 sides  
Times: 3 Each Direction  
High Reliability

**VIBRATION RESISTANCE:**  
Mil-Std. 202F, Method 201A  
Frequency: 10-55-10Hz/1 Minute  
Direction: X, Y, Z  
Time: 2 Hours Each Direction  
High Reliability

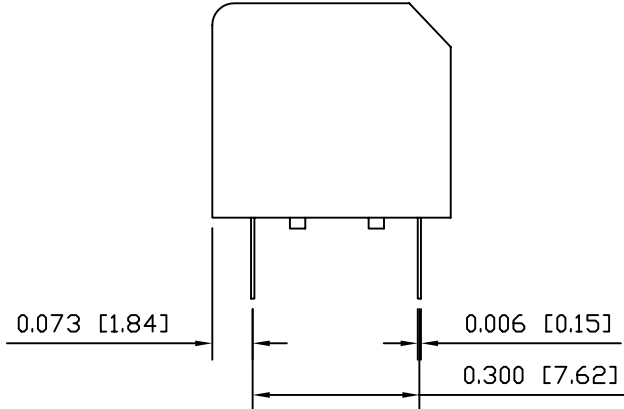
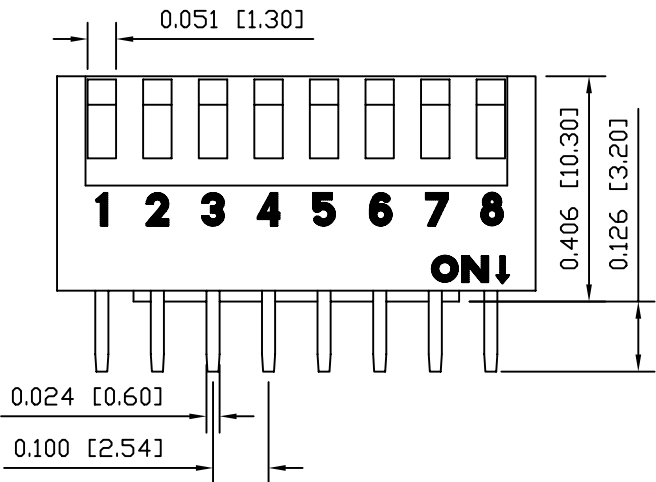
**OPERATING FORCE:**  
400gf

**TEMPERATURE:**  
Operating: -20°C to 70°C  
Storage: -40°C to 85°C

**PACKAGING:**  
21 Pieces Per Tube

A

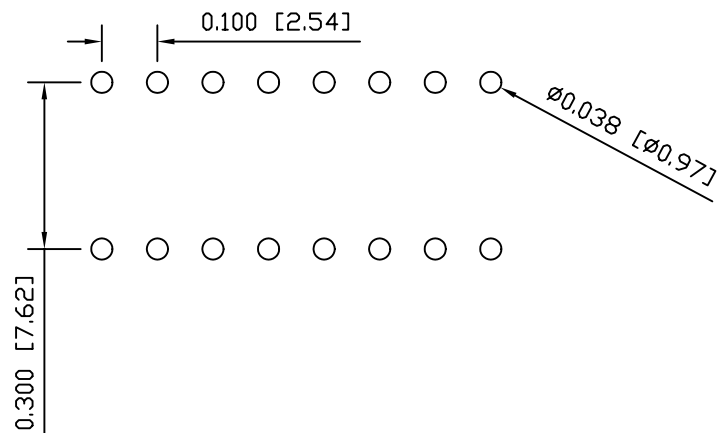
B



B

C

**SUGGESTED PCB LAYOUT**



**MATERIALS**

**BASE:**  
Polybutylene Terephthalate, UL94V-0

**COVER:**  
Polybutylene Terephthalate, UL94V-0

**ACTUATOR:**  
Polybutylene Terephthalate, UL94V-0

**TERMINALS:**  
Gold over Nickel Plated Phosphor Bronze.

**POTTING:**  
Epoxy

C

D

**LAMB INDUSTRIES** P.O. Box 25110 Portland, OR 97298 **LAST REVISION: APR. 13, 2004**

UNLESS OTHERWISE SPECIFIED, DIMENSIONS ARE IN INCHES [MILLIMETERS] TOLERANCES ARE:  
DEC .X±0.2 ANG ± 1°  
.XXX±0.008 DRAWING NOT TO SCALE

DRAWING NUMBER: 06-LDP-08-R-B.dwg

**LDP-08-R-B**