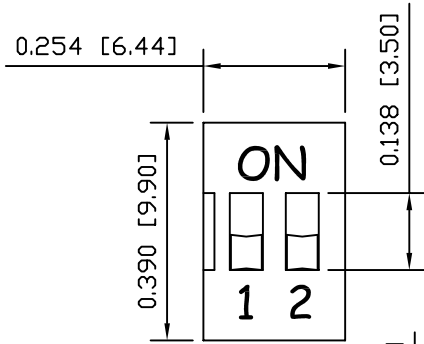
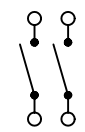


A



SCHEMATIC



SPECIFICATIONS

FUNCTION:  
2x1P1T OFF-ON

RATINGS:  
Switching: 25mA 24VDC  
Steady: 100mA 50VDC

ELECTRICAL LIFE:  
2,000 Operations Per Switch

CONTACT RESISTANCE:  
Max. 50mΩ Initial

INSULATION RESISTANCE:  
100MΩ at 500VDC

WITHSTAND VOLTAGE:  
500VAC For 1 Minute

CAPACITANCE:  
5pF Max.

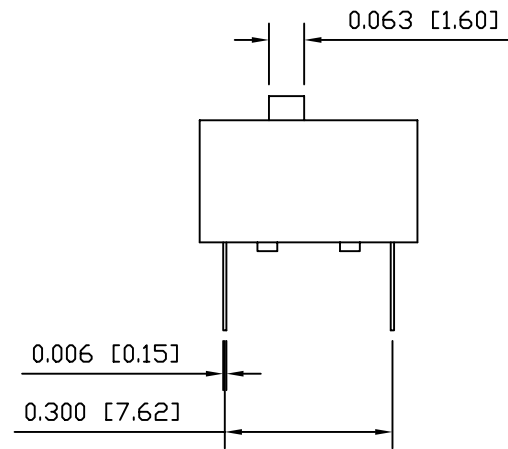
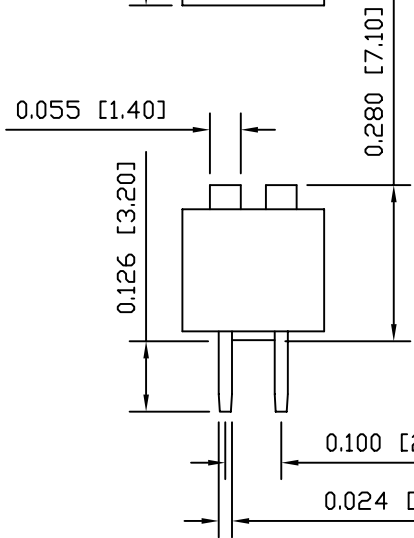
SHOCK RESISTANCE:  
Mil-Std. 202F, Method 213B  
Gravity: 50G, 11msec.  
Direction: 6 sides  
Times: 3 Each Direction  
High Reliability

VIBRATION RESISTANCE:  
Mil-Std. 202F, Method 201A  
Frequency: 10-55-10Hz/1 Minute  
Direction: X, Y, Z  
Time: 2 Hours Each Direction  
High Reliability

OPERATING FORCE:  
1000gf

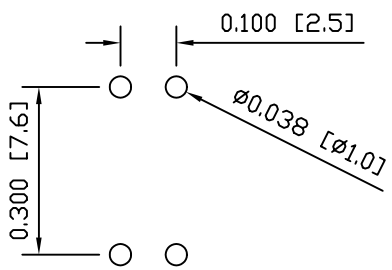
TEMPERATURE:  
Operating: -20°C to 70°C  
Storage: -40°C to 85°C

B



C

SUGGESTED PCB LAYOUT



MATERIALS

BASE:  
Polybutylene Terephthalate, UL 94V-0

COVER:  
Polybutylene Terephthalate, UL 94V-0

ACTUATOR:  
Polybutylene Terephthalate, UL 94V-0

TERMINALS:  
Gold Plated Phosphor Bronze

POTTING:  
Epoxy

PACKAGING:  
73 Pieces Per Tube

COLORS

BODY:  
Red

ACTUATOR:  
White

MARKING COLOR:  
White

D

LAMB INDUSTRIES P.O. Box 25110 Portland, OR 97298 LAST REVISION: MAR. 30, 2004

UNLESS OTHERWISE SPECIFIED, DIMENSIONS ARE IN INCHES [MILLIMETERS] TOLERANCES ARE:  
DEC .X±0.2 ANG ± 1°  
.XXX±0.008 DRAWING NOT TO SCALE

DRAWING NUMBER: 06-LDS-02-R-B.dwg

LDS-02-R-B