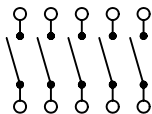


SCHEMATIC



SPECIFICATIONS

FUNCTION:
5x1P1T OFF-ON

RATINGS:
Switching: 25mA 24VDC
Steady: 100mA 50VDC

ELECTRICAL LIFE:
2,000 Operations Per Switch

CONTACT RESISTANCE:
Max. 50mΩ Initial

INSULATION RESISTANCE:
100MΩ at 500VDC

WITHSTAND VOLTAGE:
500VAC For 1 Minute

CAPACITANCE:
5pF Max.

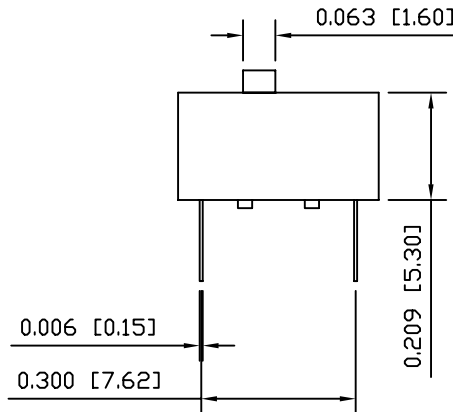
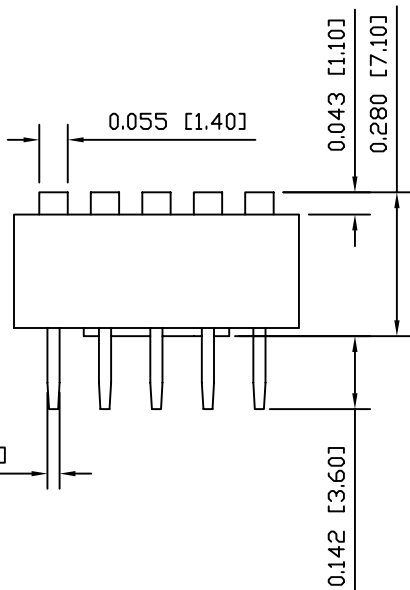
SHOCK RESISTANCE:
Mil-Std. 202F, Method 213B
Gravity: 50G, 11msec.
Direction: 6 sides
Times: 3 Each Direction
High Reliability

VIBRATION RESISTANCE:
Mil-Std. 202F, Method 201A
Frequency: 10-55-10Hz/1 Minute
Direction: X, Y, Z
Time: 2 Hours Each Direction
High Reliability

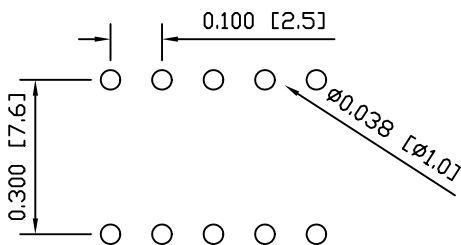
OPERATING FORCE:
1000gf

TEMPERATURE:
Operating: -20°C to 70°C
Storage: -40°C to 85°C

PACKAGING:
33 Pieces Per Tube



SUGGESTED PCB LAYOUT



MATERIALS

BASE:
Polybutylene Terephthalate, UL 94V-0

COVER:
Polybutylene Terephthalate, UL 94V-0

ACTUATOR:
Polybutylene Terephthalate, UL 94V-0

TERMINALS:
Gold over Nickel Plated Phosphor Bronze.

POTTING:
Epoxy

COLORS

BODY:
Red

ACTUATOR:
White

MARKING COLOR:
White

LAMB INDUSTRIES P.O. Box 25110
Portland, OR 97298

LAST REVISION:
Mar. 30, 2004

UNLESS OTHERWISE SPECIFIED,
DIMENSIONS ARE IN INCHES [MILLIMETERS]
TOLERANCES ARE:

DEC .X±0.2	ANG ± 1°
.XXX±0.008	DRAWING NOT TO SCALE

DRAWING NUMBER: LDS-05-R-B

LDS-05-R-B