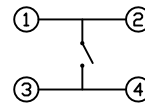


SCHEMATIC



SPECIFICATIONS

FUNCTION:
1P1T OFF-(ON)

RATINGS:
50mA 12VDC

OPERATING FORCE:
160±30gf

TRAVEL:
0.010±0.004 [0.25±0.1]

CONTACT RESISTANCE:
Initial: 100mΩ Max. at 10mA 5VDC

INSULATION RESISTANCE:
100MΩ at 100VDC

WITHSTAND VOLTAGE:
250VAC For 1 Minute

ELECTRICAL LIFE:
100,000 Cycles

TEMPERATURE:
Operation: -20°C to 70°C
Storage: -30°C to 80°C

VIBRATION TEST:
MIL-STD 202 METHOD 201

SHOCK TEST:
MIL-STD 202 METHOD 213

APPROVALS:

RoHS

MATERIALS

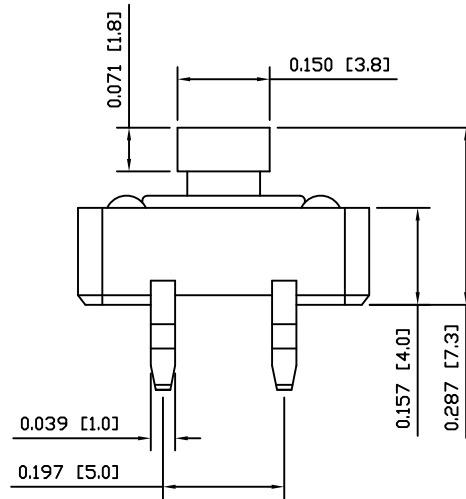
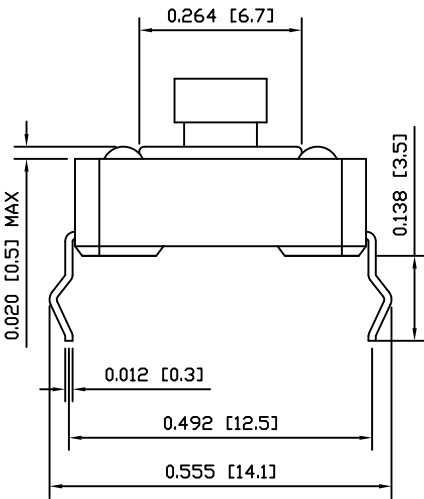
BASE:
Polyamide 6/6 (PA66), UL94 V-2

COVER:
Stainless Steel

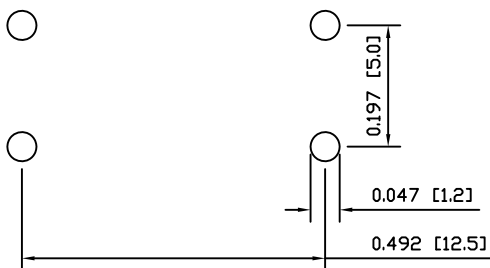
ACTUATOR:
Polyamide 6/6 (PA66), UL94 V-2

CONTACTS:
Silver Plated Phosphor Bronze

TERMINALS:
Silver Plated Brass



SUGGESTED PCB LAYOUT



UNLESS OTHERWISE SPECIFIED,
DIMENSIONS ARE IN INCHES [MILLIMETERS]
TOLERANCES ARE:

DEC .X±0.2	ANG ± 1°
.XXX±0.008	DRAWING NOT TO SCALE
DRAWN BY: STACEY CHRISTIANSON	

LAMB INDUSTRIES P.O. Box 25110
Portland, OR 97298

LAST REVISION:
NOV. 15, 2007

DRAWING NUMBER: 48-LJTP1212C.dwg

LJTP1212C